

# South Dade Senior High School

## Class of 2021



# Reminders

- Two tickets per graduate.
- Shoes: If possible, we recommend low heel or flat shoes due to the venue.
- No Lyft or Uber will allowed in the venue. You will be dropped off on Coral Way and 112 Ave.
- Only two people per graduate, per car.
- Be prepared for inclement weather.

# DRESS CODE

- Guys should wear white collared shirts, dark pants, and dress shoes.
- 
- Girls should wear a white or pastel dress, blouse, or dark pants, and dress shoes.
- Arrive at the venue, Miami Dade County Youth Fair & Expo, carrying your gown or on and unzipped.
- Mask must always be worn at all times, even for pictures.
- T-shirts, jeans flip-flops, and

**Write your  
name and  
ID# on the  
inside of  
your cap**





**Students found in violation of the dress code may be asked to change or denied participation in the ceremony.**

**You may not decorate, alter, or modify your cap or gown for graduation .**

**You may only wear the approved cords, stoles, and medals given to you by SDSH. Any item worn that is not in compliance will be removed prior to processional.**

# Items Not Permitted



***Sunglasses***

**Electronic  
Devices**

***Noise Makers***

***Beach Balls***

***Flip-Flops***

***Anything  
disruptive***

## **NONE OF THE FOLLOWING IS PERMITTED**

- **CAPS ARE NOT TO BE THROWN.**
- **No Gum Chewing.**
- **No Cell Phones.**
- **Stay appropriately dressed for the entire ceremony.**



# Commencement Procedure

- Graduates must report to the Miami Dade County Youth Fair & Expo 90 minutes prior by 5:00 pm!
- Parents and Guests will not be permitted in the graduate line up area.

Processional will begin  
promptly at 6:30 pm.

If you are late, you may not be  
able to participate.

# Tickets

Each graduate will receive 2 tickets  
for the ceremony at Miami-Dade County Youth Fair &  
Exposition

Venue #1

Graduates have a special name card/ticket.

All guests are required by Miami-Dade County Youth Fair &  
Exposition

Venue #1

*There are no extra tickets at this time.*

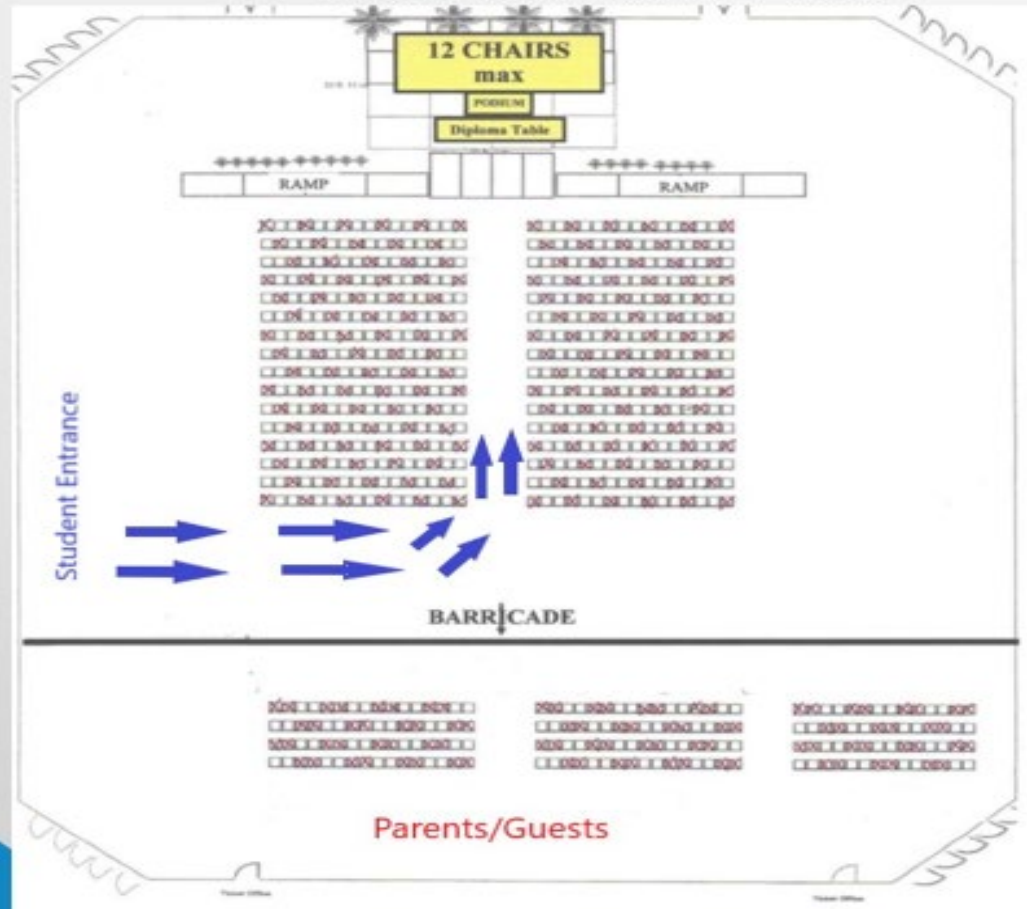
# Graduate Tent

- Graduates must have their name card/ticket when they check in at Miami-Dade County Youth Fair & Exposition Venue #1
- Students will line up in the numerical order as noted on the card with their academy.
- You may not switch your line up order.
- A faculty member will be organizing each row of students.

# Order of Entrance:

- Summa Cum Laude
- Magna Cum Laude
- Cum Laude
- IB
- Law Studies & Health Services
- Business & Information Technology & VPA
- Professional Services

## Graduation Floor Plan Venue 1



# Processional

- Once the processional begins, you must conduct yourselves in the manner appropriate for this event.
- Follow the faculty member to your row. Choir and band members will walk in with their academy but will continue walking down the aisle to the band/choir areas to be seated.
- **REMAIN STANDING!**
- You will remain standing for the Pledge of Allegiance & National Anthem. You will not sit down till instructed to do so.
- Gentlemen will remove their caps for the Pledge



# Diploma Time

- Each row will be instructed to stand when it is time to receive diplomas.
- Wait for a Faculty Member to instruct you to stand and move to the next location.
- Make sure you have your reader card!
- Pay Attention!

Stop for Picture



12 CHAIRS  
max

PODIUM


Diploma Table

Stop for Picture





RAMP

RAMP



BARRICADE



Ticket Office

Ticket Office

# On Stage

- The graduate will receive diploma cover before going on stage.
- Will stand at the end of the table for picture with the principal.
- There will not be any hand shaking with the principal.
- No inappropriate gestures or behavior.
- Walk to the opposite end of the stage.
- Proceed to the end of the stage.
- Have picture taken again.

# Back To Your Seat

**After your picture has been taken:**

- **Immediately walk around to the center aisle**
- **Return to the side you came from.**
- **Move all the way down to the next empty seat.**
- **Stand and then be seated once the**
- **entire row has filled in.**

**It is OK if you are in a different seat  
when you return.**

# Recessional

- When the ceremony ends and the recessional music begins, graduates will exit when cued by faculty ushers toward the rear – LAST ROW FIRST. Do not exit your row till told to do so!!
- Graduates will walk out of the Miami-Dade County Youth Fair & Exposition Venue #1 and head directly towards their cars.

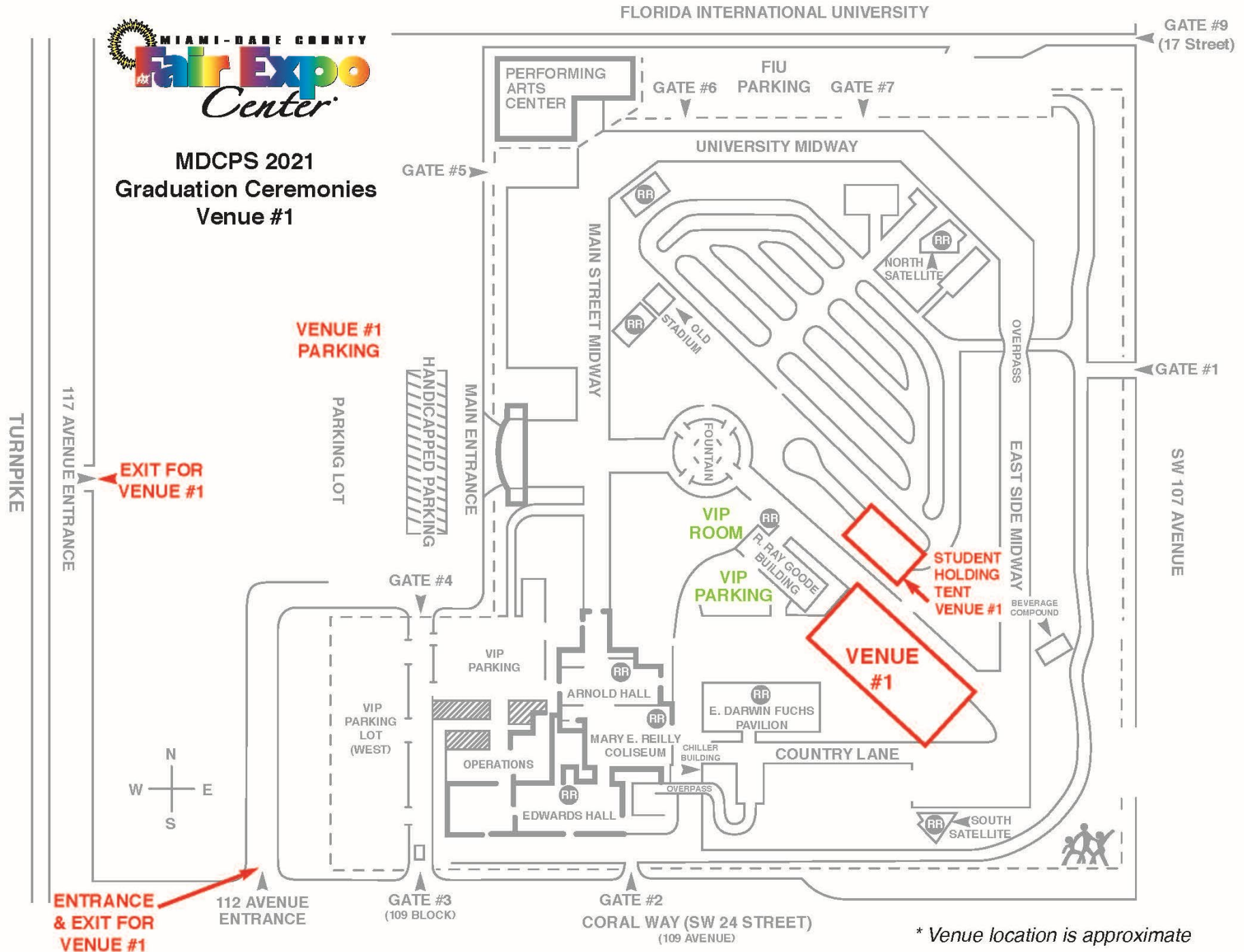
# Diploma Pick-Up

In order to receive your diploma, you will need to:

- Come to SDSHS on June 10<sup>th</sup> 2021.
- Hours: 9:00 am – 12:30 pm. Front of the school.
- Deposit your gown in the boxes provided at the school.
- If the gown is not returned, you will not be able to pick- up your diploma.



MDCPS 2021  
Graduation Ceremonies  
Venue #1



\* Venue location is approximate



# Questions ?

Please email me at  
[PR7701@dadeschools.net](mailto:PR7701@dadeschools.net)

Thank you.